Quim. Nova, Vol. 35, No. 6, S1-S5, 2012

Supplementary Material

PHENOLIC DERIVATIVES AND OTHER CHEMICAL COMPOUNDS FROM *Cochlospermum regium*

Soraya Solon, Carlos Alexandre Carollo e Luiz Fabrício Gardini Brandão
Centro de Ciências Biológicas e da Saúde, Universidade Federal de Mato Grosso do Sul, Cidade Universitária, CP 459, 79070-900 Campo Grande - MS, Brasil
Cristiana dos Santos de Macedo
Universidade Anhanguera-UNIDERP, CP 2153, 79003-010 Campo Grande - MS, Brasil
André Klein
Departamento de Farmacologia, Universidade Federal de Minas Gerais, Av. Pres. Antônio Carlos, 6627, 31270-100 Belo Horizonte - MG, Brasil
Carlos Alan Dias-Junior e João Máximo de Siqueira*
Universidade Federal de São João Del Rei, Campus Centro-Oeste Dona Lindu, Rua Sebastião Gonçalves Coelho, 400, 35501-296 Divinópolis - MG, Brasil

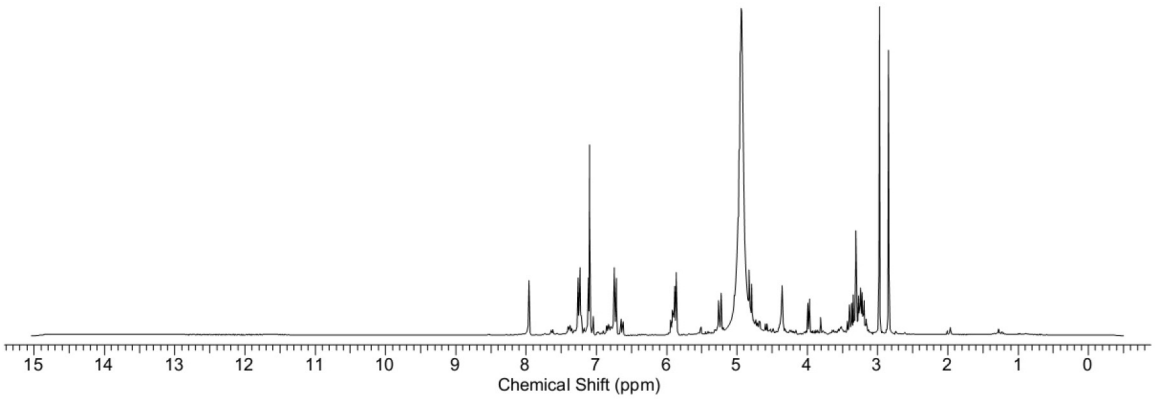

Figure 1S. *^{1}H NMR spectrum of* ***6*** *(δ, CD_3OD, 300 MHz)*

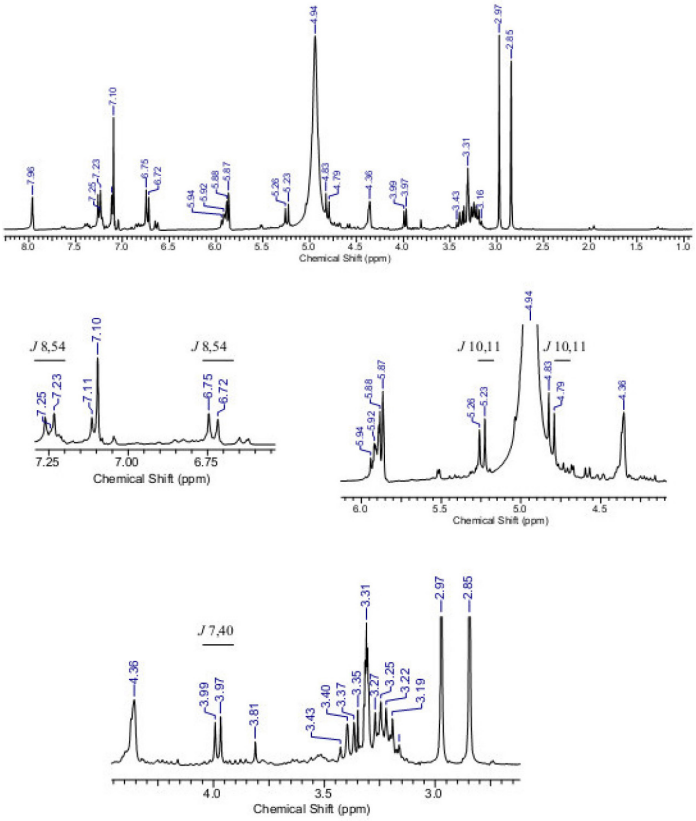

Figure 2S. *Expansion of the ^{1}H NMR spectrum of* **6** *(δ, CD_3OD, 300 MHz)*

*e-mail: jmaximo@ufsj.edu.br

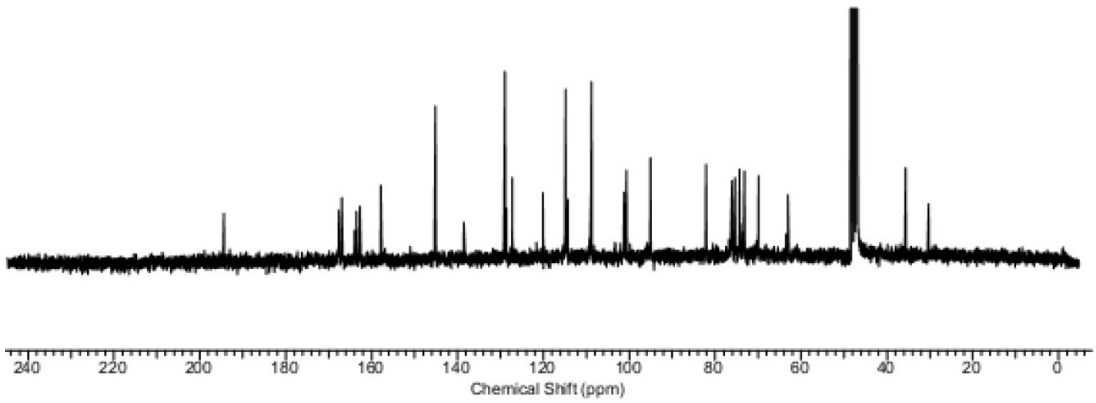

Figure 3S. *^{13}C NMR spectrum of **6** (δ, CD_3OD, 75 MHz)*

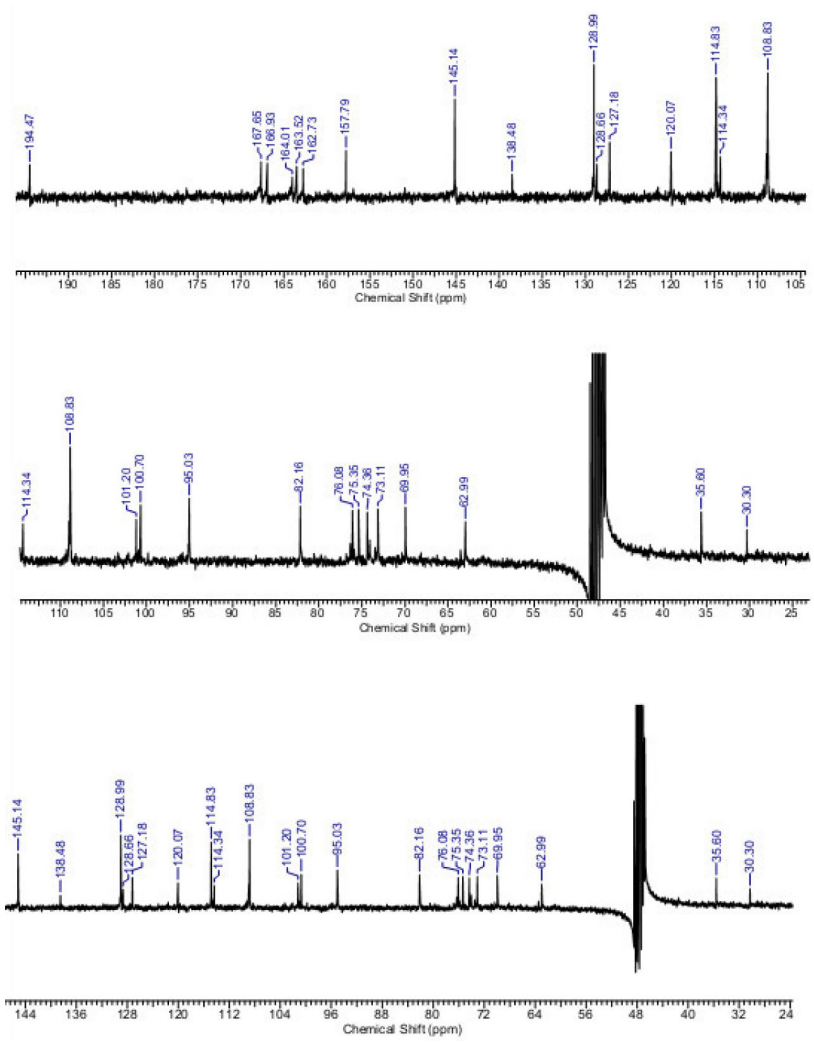

Figure 4S. *Expansion of the ^{13}C NMR spectrum of **6** (δ, CD_3OD, 75 MHz)*

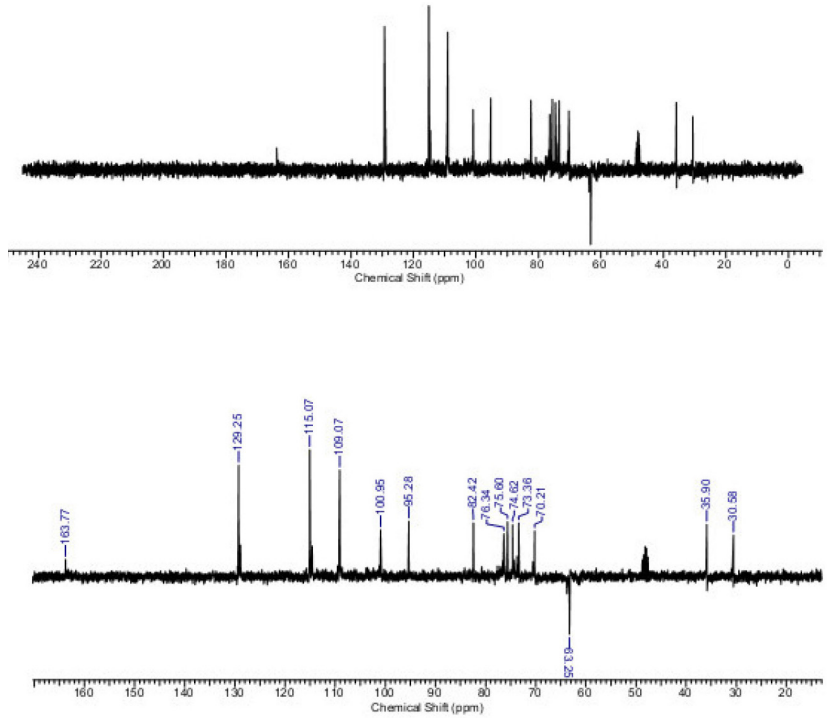

Figure 5S. *^{13}C NMR spectrum of* ***6*** *(δ, CD_3OD, 75 MHz)*

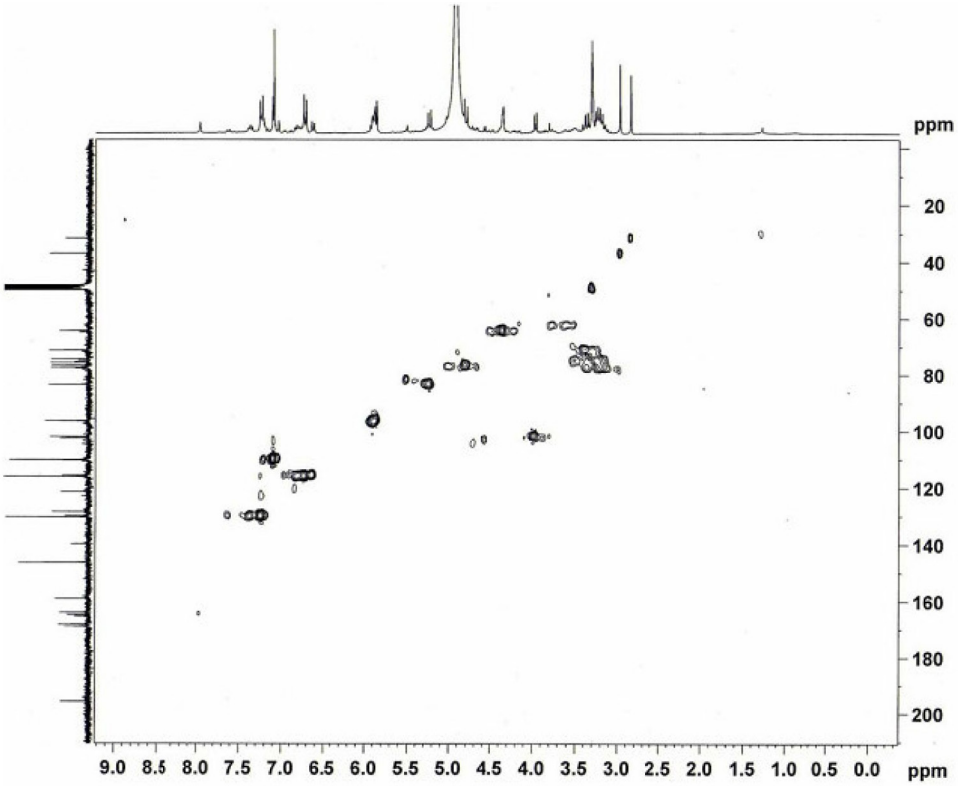

Figure 6S. *gHSQC ^{1}H x ^{13}C NMR spectrum of* ***6*** *(δ, CD_3OD, 300 MHz/75 MHz)*



Figure 7S. *Expansion of gHSQC ^{1}H x ^{13}C NMR spectrum of* ***6*** *(δ, CD_3OD, 300 MHz/75 MHz)*

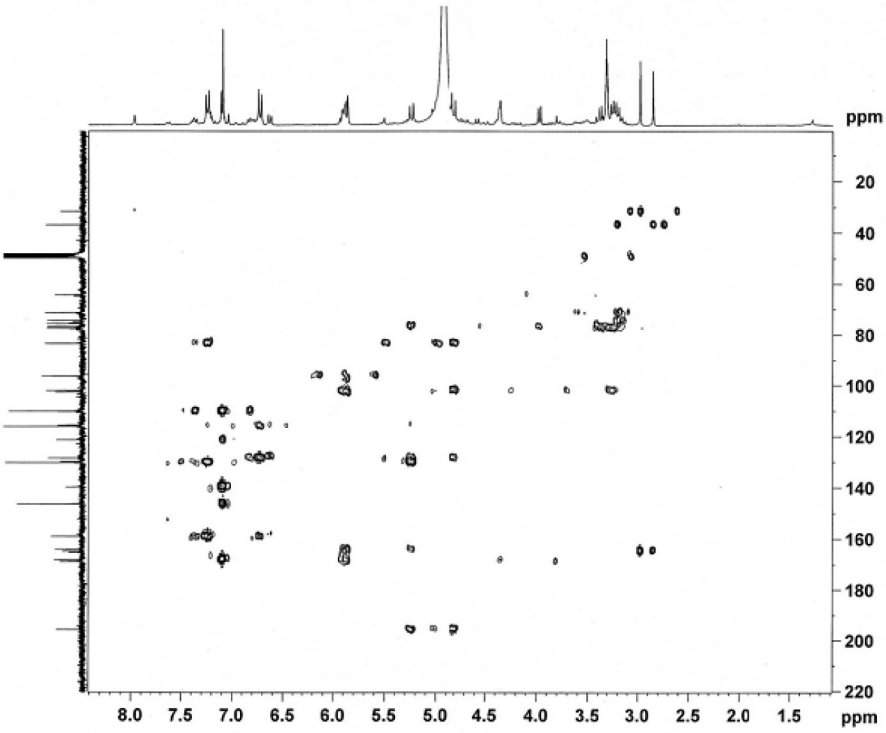

Figure 8S. *gHMBC ^{1}H x ^{13}C NMR spectrum of* ***6*** *(δ, CD_3OD, 300 MHz/75 MHz)*



Figure 9S. *Expansion of gHMBC ^{1}H x ^{13}C NMR spectrum of* ***6*** *(δ, CD_3OD, 300 MHz/75 MHz)*

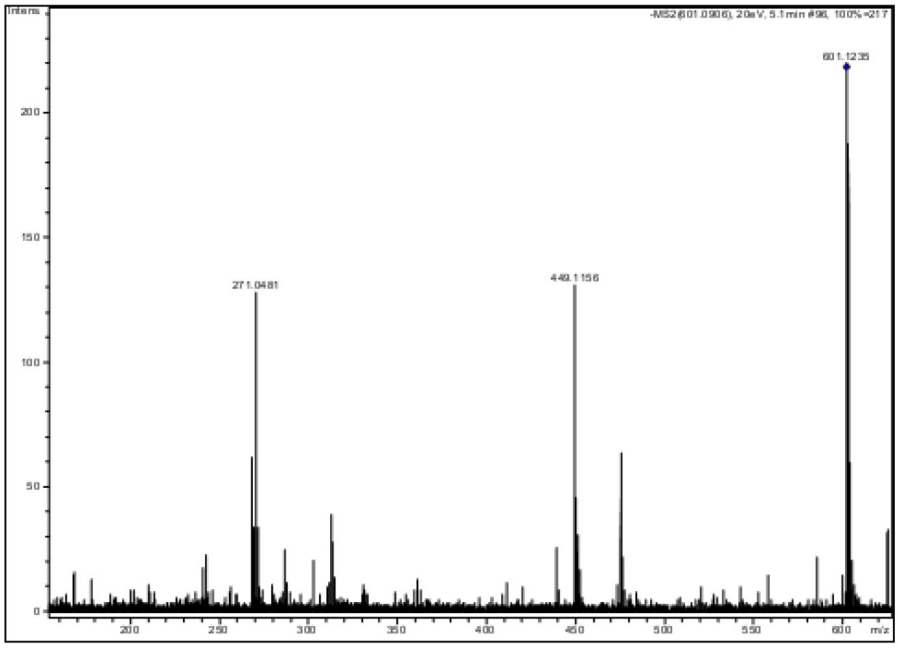

Figure 10S. *HRMS-ES of* ***6***